

Capital Works Monthly Project Update - May 2026

Tuesday, 16 June 2026
**Infrastructure and Public
Works Committee**

Strategic Alignment - Our Corporation

Program Contact:
Mark Goudge, Associate Director
Infrastructure

Public

Approving Officer:
Tom McCready, Director City
Infrastructure

This report provides a summary view of the Capital Works Program delivery and financial performance as of 31 May 2026 including a snapshot of headline projects either complete or in progress, future procurement activities and upcoming community consultation and engagement activities.

RECOMMENDATION

THAT THE INFRASTRUCTURE AND PUBLIC WORKS COMMITTEE RECOMMENDS TO COUNCIL

THAT COUNCIL:

1. Notes the Capital Works Program Update for May 2026 as contained within this report and Attachment A to Item 7.3 on the Agenda for the meeting of the Infrastructure and Public Works Committee held on 16 June 2026.
-

IMPLICATIONS AND FINANCIALS

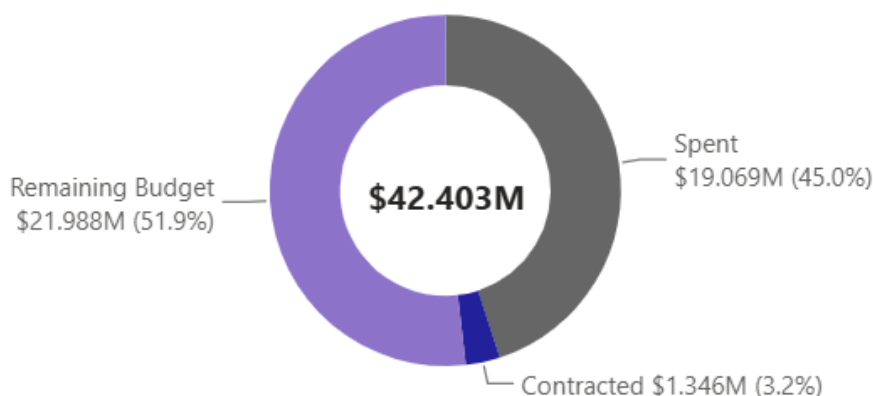
City of Adelaide 2024-2028 Strategic Plan	Strategic Alignment – Our Corporation Strategy, Value and Efficiency - Strategic and Capital Projects are delivered on time and on budget (target 75%)
Policy	Not as a result of this report
Consultation	Consultation and / or engagement to various levels as required for the delivery of each project has or will be undertaken.
Resource	Projects delivered through a combination of Council resources, contract staff and external contractors and suppliers.
Risk / Legal / Legislative	Not as a result of this report
Opportunities	Not as a result of this report
25/26 Budget Allocation	This report tracks capital works performance against the 2025/26 Capital Works budget of \$112.274m.
Proposed 26/27 Budget Allocation	Not as a result of this report
Life of Project, Service, Initiative or (Expectancy of) Asset	Life expectancy of assets varies by asset class.
25/26 Budget Reconsideration (if applicable)	Not as a result of this report
Ongoing Costs (eg maintenance cost)	Ongoing costs for the maintenance of new and/or renewed assets will be factored into future Asset Management and Maintenance Plans, Business Plans and Budgets.
Other Funding Sources	Projects reported on are primarily funded from Council's Capital Budget, however various State and Federal grant funding opportunities have been leveraged against a number of projects.

DISCUSSION

1. The total revised Capital Expenditure Budget for 2025/26 approved by Council is \$112.274m.
2. The Capital Works Program is itemised as follows.
 - 2.1. New and Upgrade Projects are identified through Council's Strategies and Plans and defined as complex in nature, installation of new infrastructure and upgrades to existing infrastructure. The revised funding allocated within the 2025/26 financial period totals \$42.403m.
 - 2.2. Renewal Projects are grouped against multiple asset categories and are directly aligned to maintenance service levels contained within Council's Asset Management Plans. The funding allocated within the 2025/26 financial period totals \$69.871m.
3. The monthly Capital Works Update provides the status of these two capital programs as at the end of each calendar month.

New and Upgrade

4. New and Upgrade Projects as of 31 May 2026 reflects \$19.069m in spend and a further \$1.346m in contracted works.



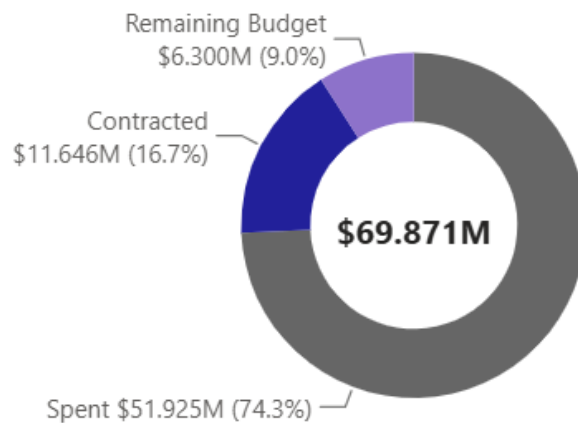
5. New and Upgrade Summary:
 - 5.1. Three projects have reached practical completion in the month of May 2026 including:
 - 5.1.1. Hutt Street and South Terrace – Stormwater Improvements.
 - 5.1.2. HR System - Implementation of Integration Suite.
 - 5.1.3. 215 Grenfell Street (Bike Rack).
 - 5.2. Examples of New and Upgrade Projects:
 - 5.2.1. Council has received Federal Government Road Safety Funding to design and construct new raised, signalised pedestrian and cyclist-activated crossings adjacent the Park Lands Trail. These crossings will follow a similar design to the one on Hutt Street. Both projects are currently at 70% detailed design, with construction planned for completion early 2026/27.
 - 5.2.1.1. Belair-City Bikeway / Adelaide Park Lands Trail - Glen Osmond Road.
 - 5.2.1.2. Adelaide Park Lands Trail - Sir Donald Bradman Drive.
 - 5.2.2. Council has received National Road Safety Grant Funding for the Peacock Road Cycle Project, which will deliver a protected, on-road bike lane in both directions along one of Adelaide's busiest commuters cycling corridors. Detailed design is underway, and construction is planned for completion early 2026–27.

5.2.3. Golden Wattle Park/Mirnu Wirra (Park 21 West) - New Community Sports Building: This project has commenced construction in April 2026 with Pavilion 1 planned to be completed in Q2 2026/27, and Pavilion 2 to follow.

5.2.4. Melbourne Street Wombat Crossings – The Melbourne Street wombat crossings project is progressing well, with early enabling work now completed in preparation for the delivery of two new raised pedestrian crossings at either end of the precinct.

Renewal Projects

6. Renewal Projects as of 31 May 2026 reflects \$51.925m in spend and a further \$11.646m in contracted works.



7. Renewal Project Summary:

7.1. Seven projects have reached practical completion in the month of May 2026, including:

7.1.1. Footpath Renewal - Victoria Drive - Frome Road to Second Driveway Crossover.

7.1.2. Playground Softfall Renewal Program.

7.1.3. Public Art – Veale Park / Walyu Yarta (Park 21)- Pan Fountain renewal.

7.1.4. Road Resurfacing - Wyatt Street - Pirie Street to Flinders Street.

7.1.5. Road Resurfacing - Wyatt Street - Pirie Street to Grenfell Street.

7.1.6. Road Resurfacing – King William Street – Pirie Street to Victoria Square.

7.1.7. Stormwater Improvements - Hutt Street and South Terrace.

7.1.8. Traffic Signal Controller Renewal Program.

7.2. Examples of Renewal Projects being delivered include:

7.2.1. Adelaide Central Market - Roof Renewal.

7.2.2. Rundle UPark Fire Safety and Compliance Upgrade.

7.2.3. Colonel Light Centre – Building Amenity Upgrade.

7.2.4. King Rodney Park / Ityamai-itppina (Park 15) East Glover Playground Irrigation Renewal.

7.2.5. Adelaide Central Market – Renewal projects:

7.2.5.1. Roof Renewal (75% design)

7.2.5.2. Existing stalls sprinkler installation and modifications – completed

7.2.5.3. Market Floor Tenant stall renewal – Last market stall construction due for completion by 30 June 2026

7.2.6. Footpath renewal - King William Rd (Kermode Street to Brougham Place).

7.2.7. Footpath renewal – West Terrace – Hindley Street to Rose Street and Sturt Street to Wright Street.

7.2.8. Carriageway Park / Walyu Yarta Park (17) Public Toilet Renewal.

Greening Adelaide Streets

8. Tree planting completed during the month of May 2026 is listed in the following table:

Street	Tree Name	Number
Trees Planted to 30 April 2026		107
East Terrace	Pyrus Calleryana - Ornamental pear	3
East Terrace	Quercus Palustris – Pin Oak	4
333 South Terrace	Fraxinus Urbdeii - Urbanite Ash	1
West Terrace	Calodendrum Capense - Cape Chestnut	1
Mansfield Street	Bauhinia Variegata - Orchid Tree	6
Mansfield Street	Agonis Flexuosa - Willow myrtle or Peppermint Tree	4
May 2026 Planting	Subtotal	19
Current Total Tree Planting as of 31 May 2026		126

9. Information on activity that occurred during the month of May:

9.1. The planting of ten trees in Mansfield Street.

9.2. City Operations plant trees as part of our Greening Initiative for a total of nine trees, these included the three streets (East Terrace, West Terrace and 333 South Terrace).

9.3. Works will continue across the following streets to achieve the annual target 200 trees for 30 June:

9.3.1. Mansfield Street.

9.3.2. Elizabeth Street.

9.3.3. Ifould Street.

9.3.4. Carrington Street.

9.3.5. Rose Street.

9.3.6. Palmer Place.

9.3.7. Frome Road.

Capital Works Program

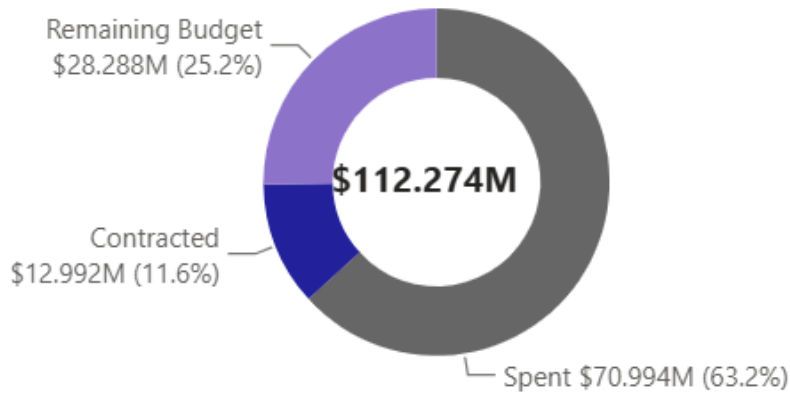
10. There are 427 projects within the approved program in the 2025/26 financial year.

11. Within the 2025/26 Capital Works Program there are currently 117 projects within the Initiate, Concept and Design phase.

12. The total value of projects within the Initiate, Concept and Design Phase is \$7.606m.

13. There are 310 projects in the Delivery Phase with a total value of \$104.667m. Of these projects, Practical Completion has been achieved on 39 New and Upgrade, 79 Renewals and six combined New and Upgrade and Renewals projects – 124 projects in total.

14. The total expenditure against the Capital Works Program to the end of May 2026 is \$70.994m spent with a further \$12.992m contracted, totalling \$83.986m in the first eleven months.



15. Summary of commitments and expenditure by asset class for May 2026.

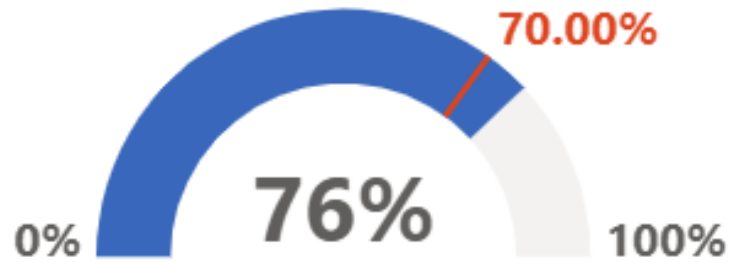
Capital Works	No. of Projects*	Approved Budget	Commitments	Expenditure	Remaining Budget
Asset Renewals	305	\$69.871M	\$11.646M	\$51.925M	\$6.300M
Corporate Overhead		\$6.555M	\$0.000M	\$6.693M	(\$0.138M)
Asset Management	1	\$1.826M	\$0.543M	\$0.202M	\$1.081M
Bridges	3	\$0.263M	\$0.112M	\$0.131M	\$0.020M
Buildings	58	\$14.563M	\$2.433M	\$8.671M	\$3.459M
ICT Renewals	14	\$2.142M	\$0.094M	\$1.815M	\$0.233M
Light'g & Electrical	41	\$4.249M	\$1.143M	\$2.545M	\$0.561M
Park Lands Assets	14	\$1.551M	\$0.166M	\$1.295M	\$0.090M
Plant and Fleet	4	\$2.427M	\$0.575M	\$1.472M	\$0.380M
Traffic Signal	17	\$2.593M	\$0.039M	\$2.515M	\$0.038M
Transport	96	\$25.090M	\$5.315M	\$20.771M	(\$0.996M)
Urban Elements	48	\$4.539M	\$0.976M	\$2.636M	\$0.928M
Water Infrastructure	9	\$4.073M	\$0.250M	\$3.179M	\$0.644M
New/Upgrade Projects	148	\$42.403M	\$1.346M	\$19.069M	\$21.988M
Corporate Overhead		\$5.809M	\$0.000M	\$4.111M	\$1.698M
New/Upgrade Projects	83	\$14.700M	\$3.392M	\$5.560M	\$5.748M
Buildings	20	\$6.838M	\$0.822M	\$1.813M	\$4.203M
ICT Renewals	4	\$0.243M	\$0.005M	\$0.072M	\$0.166M
Light'g & Electrical	2	\$0.200M	\$0.183M	\$0.000M	\$0.017M
Park Lands Assets	4	\$5.777M	(\$4.526M)	\$4.586M	\$5.717M
Plant and Fleet	6	\$1.014M	\$0.000M	\$0.087M	\$0.927M
Streets	5	\$0.813M	\$0.013M	\$0.017M	\$0.784M
Traffic Signal	4	\$0.835M	\$0.142M	\$0.334M	\$0.360M
Transport	14	\$5.017M	\$1.289M	\$2.200M	\$1.528M
Urban Elements	3	\$0.821M	\$0.000M	\$0.001M	\$0.819M
Water Infrastructure	3	\$0.335M	\$0.026M	\$0.288M	\$0.021M
Total	427	\$112.274M	\$12.992M	\$70.994M	\$28.288M

* Inclusive of combined New & Upgrade and Renewal projects.

16. Examples of those works completed or in progress are reflected in **Attachment A - Capital Works May Update**

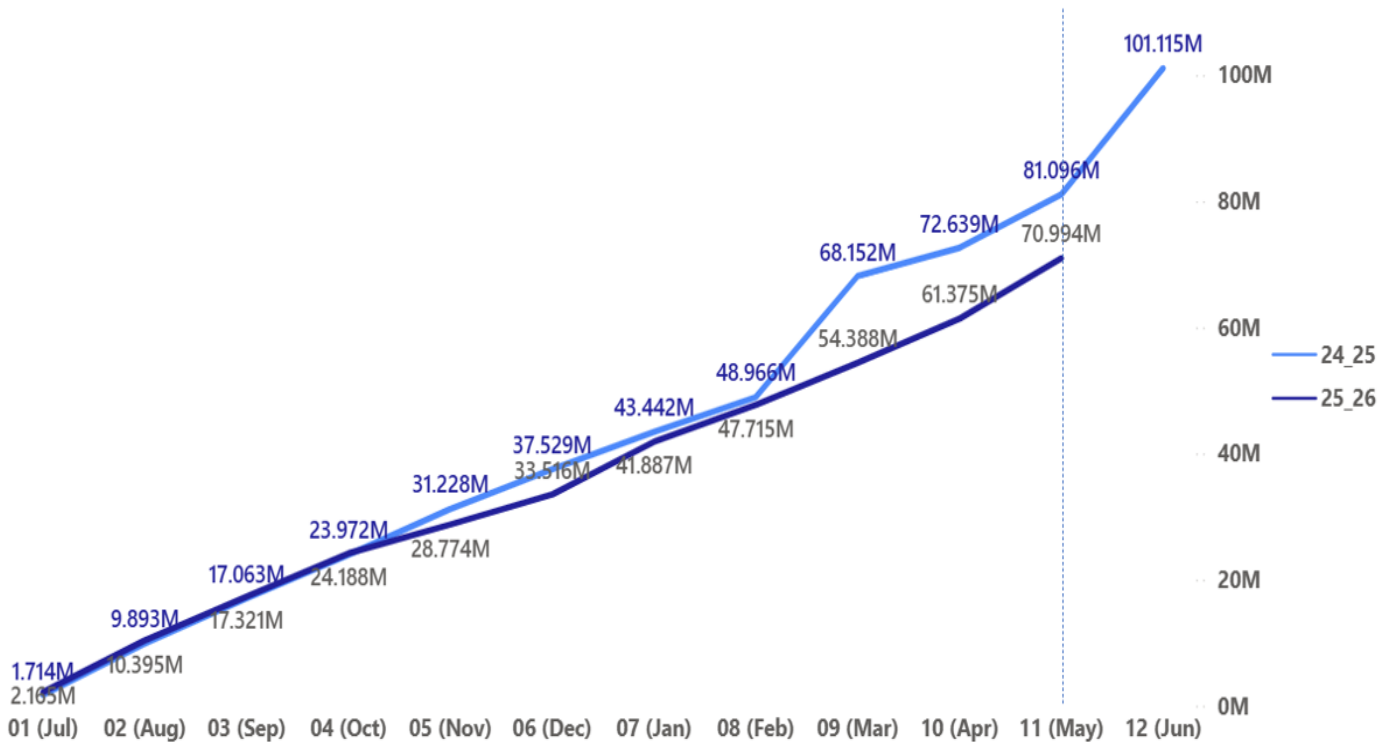
17. Works in Progress (WIP) is the capitalisation of projects within ten weeks following Practical Completion. WIP currently sits at 76%. WIP KPI - 70%.

Works in Progress KPI



Capital Works Year on Year Spend Profile

18. The spend profile for May 2026 reflects a capital spend of \$70.994m year to date, compared to \$81.096m in May 2025. This represents a 12% decrease on the same period last year. The previous years included a significant payment associated with the Central Market Arcade Redevelopment (CMAR) project in the order of \$21m.



Future Procurement Activities

19. The following procurement activities are currently being undertaken or will commence shortly:
- 19.1. Open Procurement - AVEC - Fit out Contractor, Pirie Street Improvements, Parking Guidance Solutions.
 - 19.2. Procurement at Evaluation and Negotiation - Hutt Street detailed design, Flagstone Pavers, Smart Parking Sensors, Botanic Creek, O'Connell Street Footpath Works, Wyatt Street UPark - Fire Monitoring System.
 - 19.3. Procurement to commence shortly - Community Buildings - Standardised Design, Gouger Street Revitalisation, James Place Upgrade, Wayfinding Implementation – Adelaide Central Market and Market Square, Smart Meter Rolling Program, Melbourne Street Revitalisation (Design Services).

Future Community Consultation and Engagement Activities

20. The following are some of the community consultation activities and engagements that are ongoing or planned:

- 20.1. Street Tree Planting (Consult via Our Adelaide from 6 May – 27 May)
- 20.2. Wombat Crossings (Stage 1 of Melbourne Street Revitalisation) – Inform
- 20.3. O'Connell Street Revitalisation (Construction heads up and Fixed Furniture) – Inform
- 20.4. Pavement Rehab Mann Terrace - Targeted Consultation via letter

Grant Funding Confirmed

21. The table below reflects the year-to-date position relating to achieved funding.

Grant Scheme	Project	Grant Amount
Roads to Recovery	King William Road	\$ 449,564
Financial Assistance Grant	Currie / Grenfell Street	\$ 191,960
State Government	Statues Commemorating South Australian Aboriginal Leaders	\$ 291,260
Charter Hall	James Place	\$ 500,000
State Bike Fund	Franklin Street-Elizabeth Street-Byron Place Cycling and Walking/Wheeling Priority Intersection - Detailed Design	\$ 20,000
State Bike Fund	Barton Terrace East Roundabout with Safer Shared Cycling and Park Lands Trails Crossings - Construction	\$ 58,171
State Bike Fund	River Torrens Linear Park - Shared Use Path Improvements (West of Victoria Bridge)	\$ 200,000
State Bike Fund	Pulteney Street, South Terrace, Unley Road Intersection Improvements	\$ 20,000
Blackspot	Morphett and Grote Streets	\$ 245,000
Blackspot	Morphett and Franklin Streets	\$ 260,000
Special Local Roads	Jeffcott Street	\$ 1,000,000
Department of Infrastructure & Transport	25km School Zones / Sturt Street Primary School	\$ 30,000
Department of the Premier and Cabinet	Barry Humphries Statue	\$ 100,000
Safer Local Roads - Tranche 4	School Safety Program	\$ 435,000
South Australian Housing Trust	City East - Flinders	\$ 454,545
Total		\$ 4,255,500

22. The information provided reflects the first eleven months of the 2025/26 financial year. For further details on the 2025/26 Capital Program, the Council Member Corporate Dashboard has a dedicated Capital Works section.

ATTACHMENTS

Attachment A – Capital Works Projects in Focus – May 2026

- END OF REPORT -